



Model 200FCW Series

Incorporated Potentiometer with a Conductive Plastic resistive element

Nomenclature

S 200 FCW - 1 0 A - 0 0 0 0

S
 S means special mechanical specifications not applicable to our standard.

200
 200 means approx. size of base housing in mm.

FCW
 FC means Foot Controller, W means see-saw pedal type.

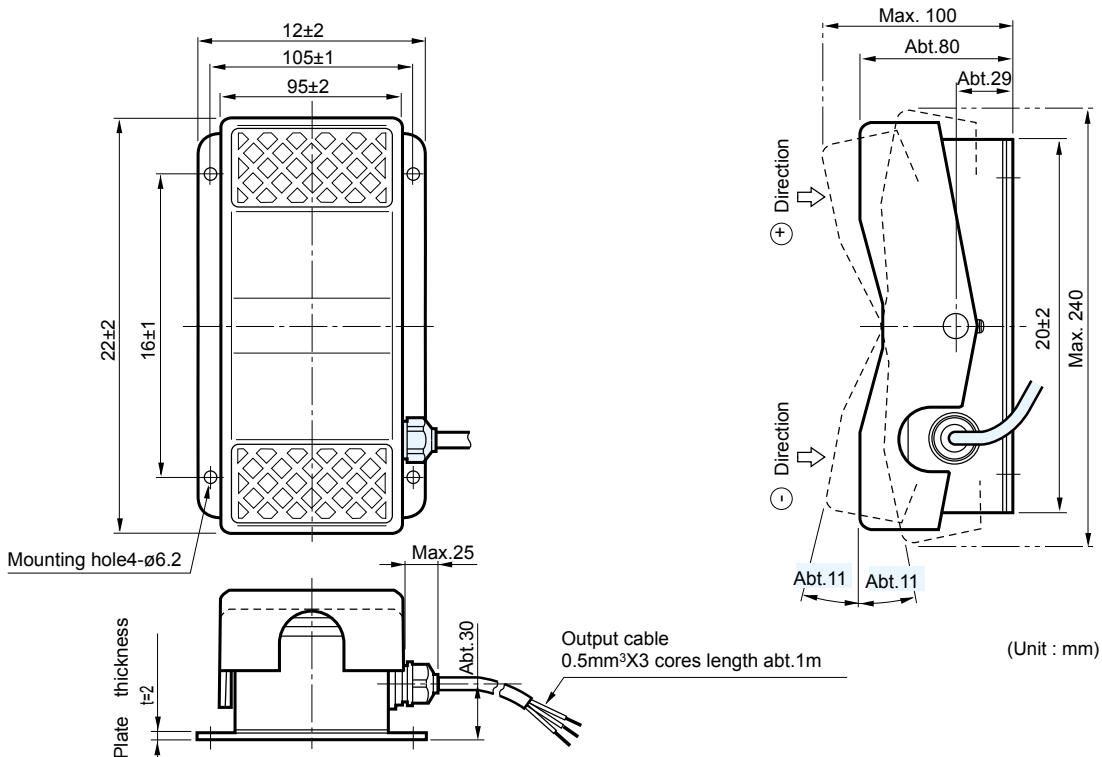
Special part number :
 In case we produce customized product, we add 4-digit branch number.

① ②

0 ① Number of switches to be incorporated (Option).
 0--No switch incorporated.
 1--1 switch incorporated.
 2--2 switches incorporated.
A ② Rating of switch : A. B. C. ---Code-switch
 D. E. F. ---Micro-switch
 G---Other switch

1 Number of potentiometers to be incorporated (model SF22E)
 0--No potentiometer incorporated.
 1--1 potentiometer incorporated.
 2--2 potentiometers incorporated (Option).

Standard Dimensions



Standard Specifications

Mechanical Performance

Operating method : Stepping see-saw pedal type

Operating angle : Approx. $\pm 11^\circ$

Operating force : Standard spring return device: Automatically return to center.

Abt. 20N (Abt. 2,000gf.)

Operating temperature range : $20^\circ\text{C} \sim +65^\circ\text{C}$

Vibration : 10~55Hz 98m/s²

Shock : 294m/s²

Life expectancy : Approx.

1,000,000 operations

Mass : Approx. 1.5kg

Electrical Performance

Potentiometer incorporated : SFCP22E, 10k Ω $\pm 20\%$, 0.35W, Independent linearity tolerance $\pm 3\%$ (conductive plastic resistive element)

Electrical rotating angle : Approx. 75°

Center shortened zone : With a shortened zone with abt. 8° (abt. $\pm 4^\circ$) in the center position

Center returning accuracy : $50\% \pm 1.5\%$

Output smoothness : Below 0.2% against input voltage

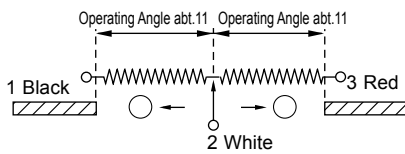
Contact resistance variation : Below 5% C.R. V.

Resolution : Essentially infinite

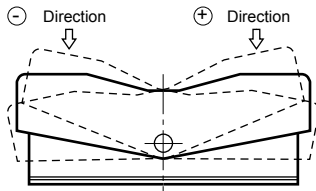
Dielectric strength : 1minute at 500V A.C.

Insulation resistance : Over 1,000M Ω at 500V D. C.

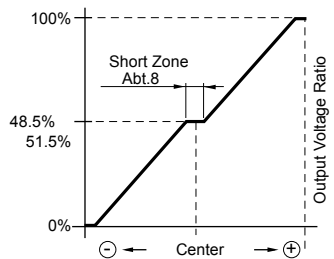
Terminal Connection Diagram



Output Characteristics



Output Characteristic of Incorporated Pot. (Theoretical Value)



Special Specifications Available

- **With switch incorporated :**

If you require the pedal with one switch, unless specified, we supply the pedal with A version switch (code-switch with "ON" operation at about 3 from the beginning of stepping).

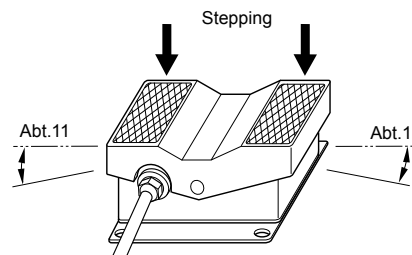
- Automatically one-sided return type

- With a center tap on the incorporated pot.

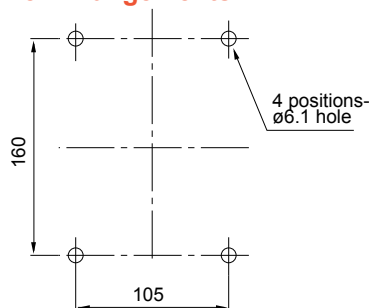
(Model S200FCW-11G)

- IP65 sealing
- 2 ganged potentiometer
- Special resistance value on potentiometer
- An intermediate tap on potentiometer

Angle of Stepping



Panel Arrangements



200FCW-10
(Standard)

ALTHERIS bv

Scheveningseweg 15
2517 KS DEN HAAG
The Netherlands

+31 (0)70 3924421

+31 (0)70 3644249

Offices in : Benelux | Germany | France | UK | Italy | USA

www.altheris.com

sales@altheris.nl

LEADERS IN SENSORS & HEAVY DUTY JOYSTICKS

ALTHERIS
SENSORS & CONTROLS